



INVESTORS EDGE WEEKLY UPDATE

July 10th, 2025



www.InsideEdgeCapital.com



As seen on



By Todd Gordon & Kyle Wasson



DISCLOSURES

Inside Edge Capital, LLC is a registered investment adviser located in Saratoga Springs, NY

Inside Edge Capital & its representatives are in compliance with the current registration & notice filing requirements imposed upon registered investment advisers by those states in which Inside Edge Capital maintains clients. Inside Edge Capital may only transact business in those states in which it is registered or qualifies for an exemption or exclusion from registration requirements. The information in this presentation should not be construed, in any manner whatsoever, as a substitute for personalized individual advice from Inside Edge Capital.

Information presented is for educational purposes only and does not intend to make an offer or solicitation for the sale or purchase of any specific securities, investments, or investment strategies. Information presented is also dated material and may be out of date or obsolete after the date of publication. Investment model performance is dependent on the time period selected and may not fully reflect actual model performance based on trade timing and other factors. This report is not intended to predict or show any actual account performance. Investments involve risk and unless otherwise stated, are not guaranteed. Be sure to first consult with a qualified financial adviser and/or tax professional before implementing any strategy discussed herein.

Past performance is not indicative of future performance. Therefore, no current or prospective client should assume that future performance of any specific investment, investment strategy (including the investments and/or investment strategies recommended by Inside Edge Capital), or product referenced directly or indirectly in this report, will be profitable. Different types of investments involve varying degrees of risk, & there can be no assurance that any specific investment or investment strategy will be suitable for a client's or prospective client's investment portfolio.

The information within this report was researched by Inside Edge Capital with the tools available to the Inside Edge Capital from DTN IQ, Optuma, YCharts, CNBC, TD Ameritrade, Schwab.

Various indexes were chosen that are generally recognized as indicators or representation of the stock market in general. Indices are typically not available for direct investment, are unmanaged and do not include fees or expenses. Some indices may also not reflect reinvestment of dividends.



IEC BUSINESS UPDATE



Inside Edge Capital “Insider’s Access” is now live!

- **Active Opps**

- Access to Savvy Trader including app and real-time push and SMS notifications of trade updates
- 2X / week video updates on Active Opps portfolio
- Insanely cheap of \$300 per year
- Follow along as I trade a live growth-oriented portfolio with live capital at Inside Edge Capital

The screenshot displays the 'my.insideedgecapital.com' website. The header includes the 'INSIDE EDGE CAPITAL' logo and navigation links: Home, Livestreams, Active Opps, Portfolios, and Account. A search icon is also present.

Welcome to the Inside Edge Capital Investors Area!

You're now part of an exclusive community committed to navigating markets with precision, insight, and discipline. Here, you'll gain access to Todd Gordon's latest video updates, in-depth strategy sessions, and real-time portfolio insights – all designed to help you stay ahead of the curve.

To the right, you'll find your live event calendar – stay tuned for Market Strategy Livestreams and other key updates as we move through the ever-changing market landscape.

Let's carve a smarter path forward – together.

Ready to dive in? Check out the latest Member Update:

[Member Updates](#) [Weekly Livestreams](#)

Upcoming Events

Date	Time	Event
JUN 19	4:00 pm – 5:00 pm	Weekly IEC Market Livestream
JUN 26	4:00 pm – 5:00 pm	Weekly IEC Market Livestream
JUL 3	4:00 pm – 5:00 pm	Weekly IEC Market Livestream
JUL 10	4:00 pm – 5:00 pm	Weekly IEC Market Livestream

Recent Updates:

CRDO
JOINS OUR ACTIVE OPPS PORTFOLIO

Todd Gordon on CNBC: Why We Just Added CRDO to the Active Opps Portfolio

June 17, 2025 · No Comments

This is a CNBC Pro exclusive article, shared with our Inside Edge Capital members courtesy...

[Read More](#)

JOIN TODD GORDON'S ACTIVE OPPS PORTFOLIO

Follow every trade in real time on Savvy Trader

[SIGN UP NOW](#)

Active Opps Portfolio Positions – June 17th, 2025

June 17, 2025 · No Comments

[Read More](#)

THE FINAL VIDEO UPDATE
AFTER 13 YEARS...

TradingAnalysis Final Market Video Update

June 4, 2025 · No Comments

Welcome to Inside Edge Capital – and thank you for making the transition! This final...

[Read More](#)


NEW INSIDER'S ACCESS AT INSIDEEDGECAPITAL.COM



Inside Edge Capital “Insider’s Access” is now live!

- **Portfolio Investor**

- Full wealth management experience, but you maintain control of your investment accounts
- Full portfolio access updated in real time to all 8 of our models
- On-going tax and financial planning
- Thursday’s Investor Live Stream Update + Q&A
- info@InsideEdgeCapital.com


Home Livestreams Active Opps **Portfolios** Account



Strategic Income and Growth Portfolio

IEC SIG Website Display : Sheet1

Strategic Income & Growth	Total Positions	Positions Cut	Positions Added	Positions Increased	Positions Decreased
SIG	Risk Score: 76				
May 29th, 2025	Allocation	Adjustment	Relative to SPX	Prior Allocation	SPX 500
Technology	25.50%	-7.50%	-6.79%	33.00%	32.29%
Con Discretionary	13.50%	5.00%	3.32%	8.50%	10.18%
Comms	7.00%	0.00%	-1.86%	7.00%	8.86%
Financials	9.00%	0.00%	-3.63%	9.00%	12.63%
Industrials	11.50%	2.00%	3.60%	9.50%	7.90%
Staples	7.00%	0.00%	1.22%	7.00%	5.78%
Materials	2.00%	-1.00%	-0.01%	3.00%	2.01%
Utilities	6.50%	3.50%	4.02%	3.00%	2.48%
Real Estate	5.50%	1.00%	3.22%	4.50%	2.28%
Energy	4.00%	-1.00%	0.30%	5.00%	3.70%
Healthcare	6.50%	-2.00%	-5.39%	8.50%	11.89%
BIL	1.00%	-1.00%		2.00%	
TOTAL	99.00%				

5/29/2025	IEC Strategic Income & Growth	% Holding	Current Action	CUT
7.00%	Communications			
T	AT&T Inc	2.00%		KBH
META	Meta Platforms Inc	2.00%		MTS
TMUS	T-Mobile Us Inc	1.50%		JEF
NWS	News Corp Class B	1.50%		NSA
				AMP
13.50%	Consumer Discretionary			
PHM	Pultegroup Inc	1.50%	Watch	
IBP	Installed Building Products Inc	1.00%	Watch	
TJX	TJX Companies Inc	1.50%	Watch	
RL	Ralph Lauren Corp	1.00%		

Navigation
Home

Follow us


Email:

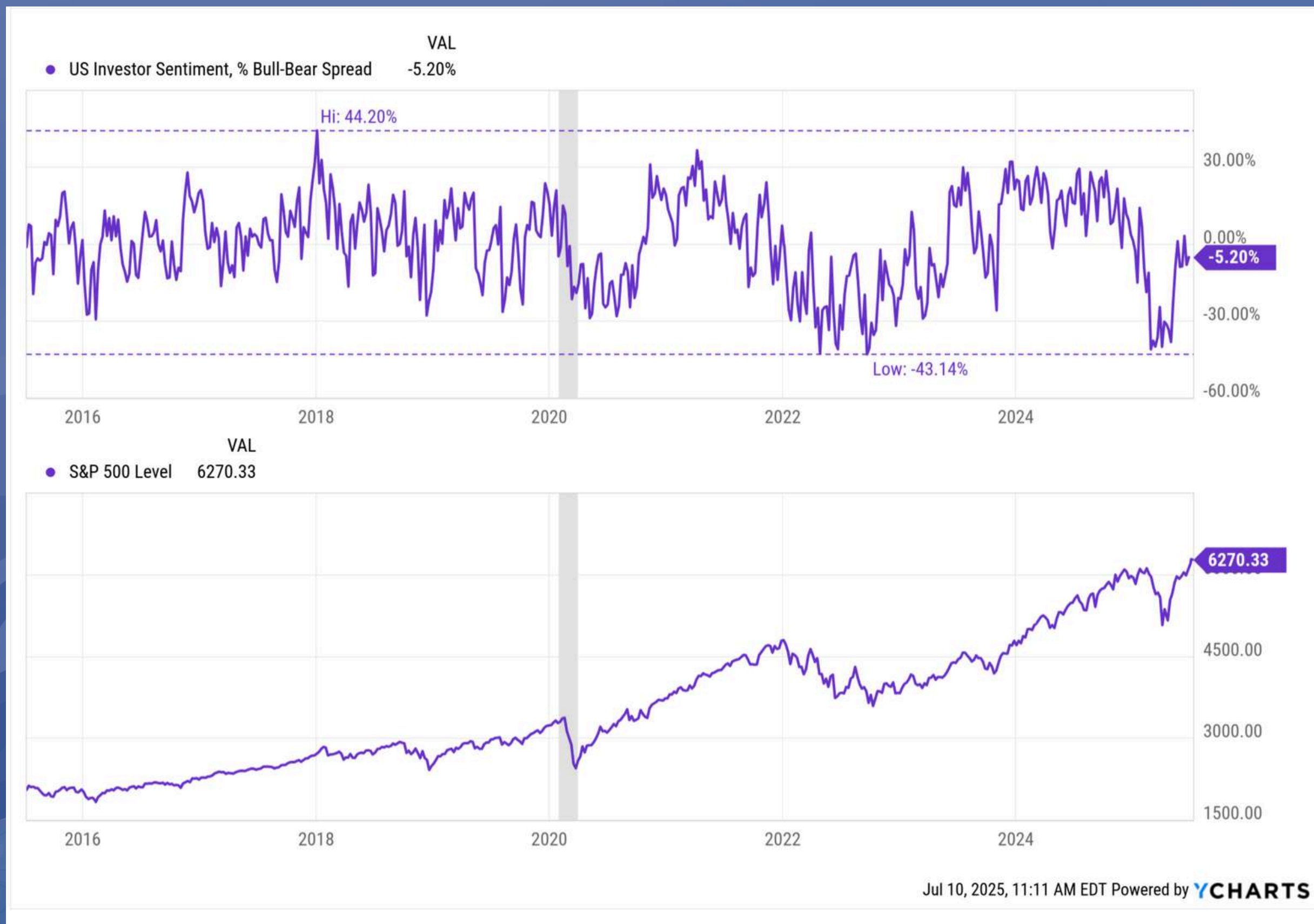
Opening Day at the Saratoga Race Track!





MARKETS TECHINCALS





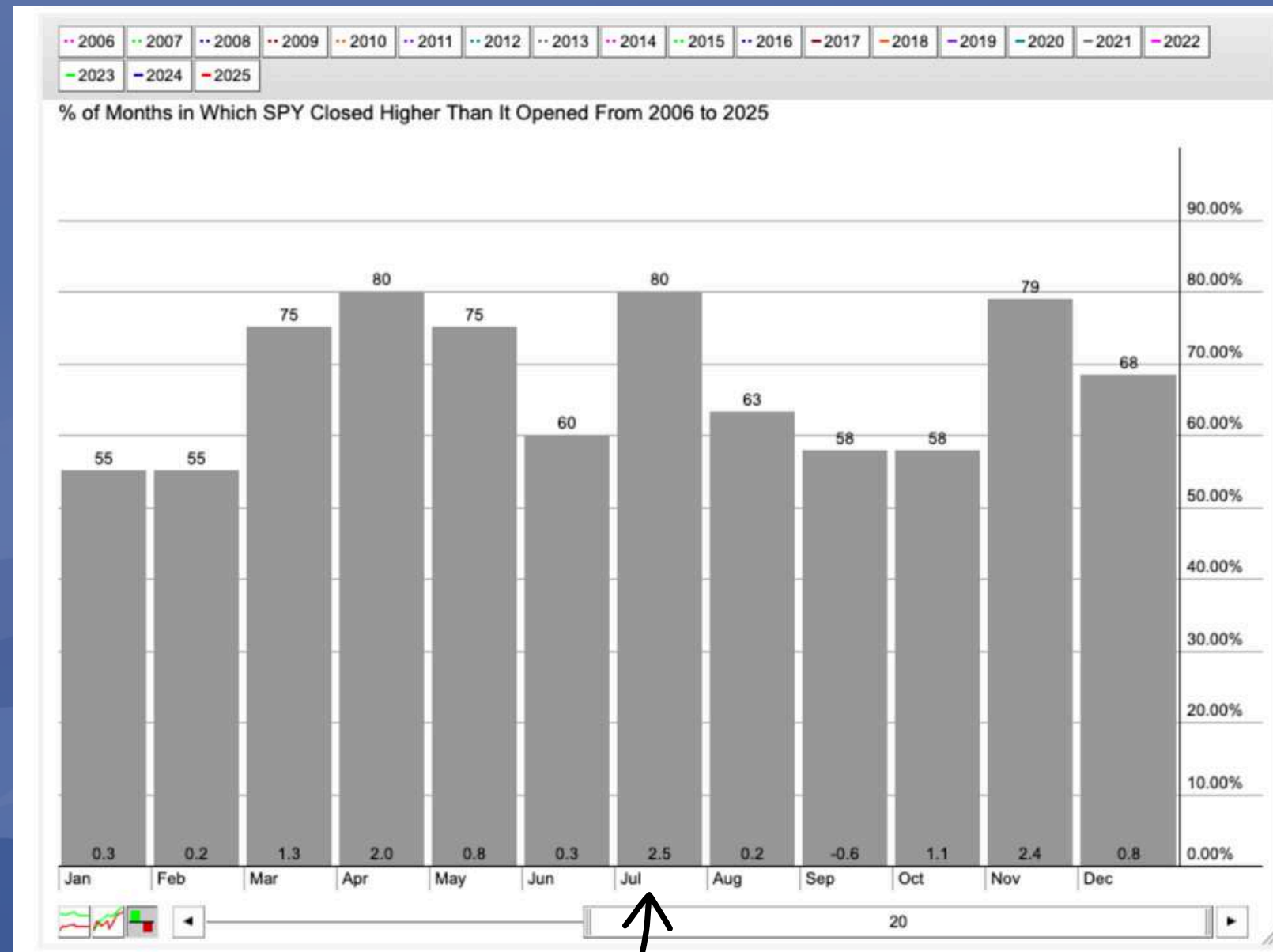
The net US investor sentiment to US stocks is still negative (-5.20%) despite markets at all-time highs. As Tom Lee says, ‘most hated V-shape recovery and rally ever’

US INVESTOR SENTIMENT, % BULL-BEAR SPREAD

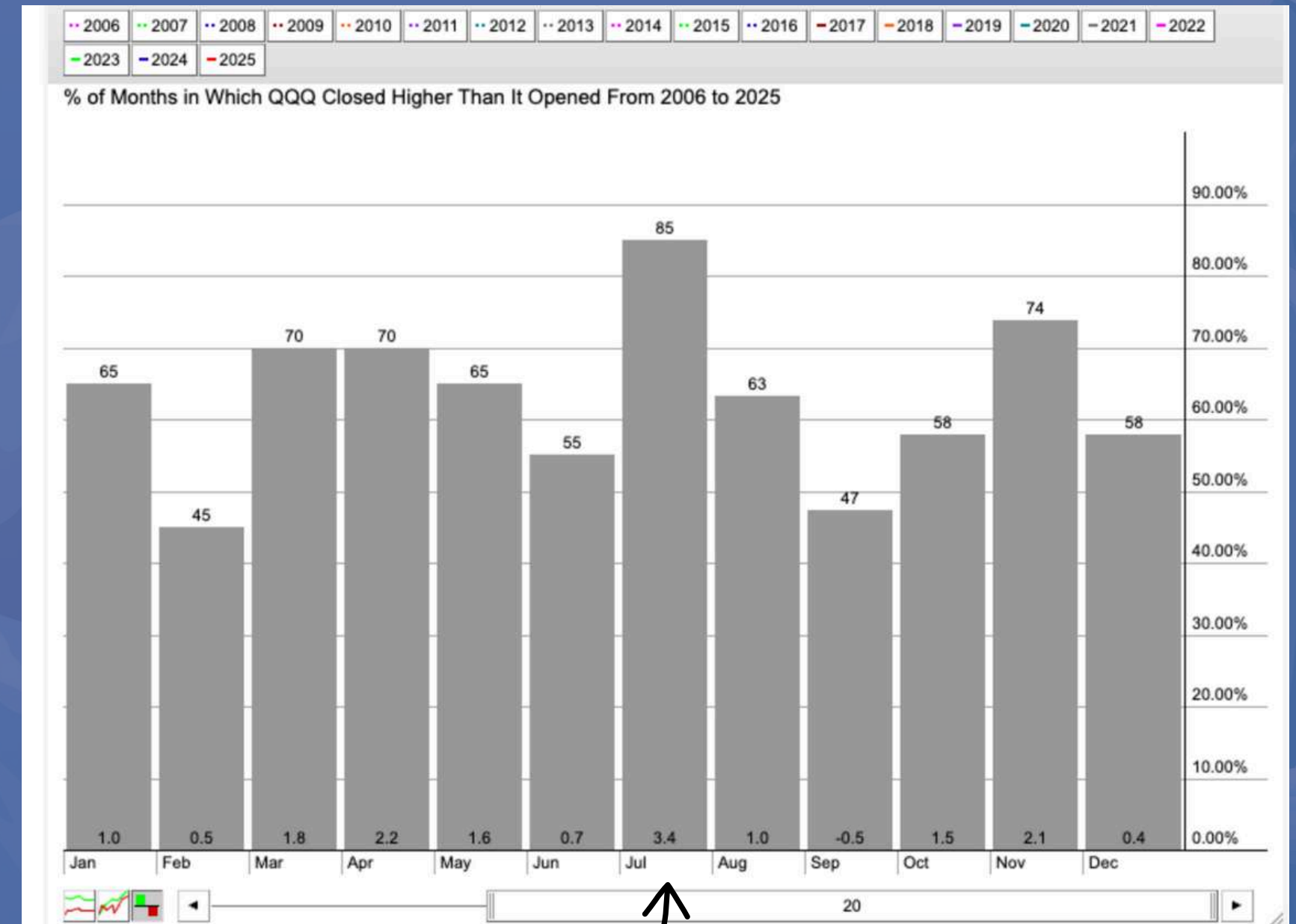
☆ TG Macro Watch			
<input type="checkbox"/> Symbol +	Name	1 % Change - YTD	
<input type="checkbox"/> EWG	iShares, Inc. - iShares MSCI Germany ETF	35.39%	
<input type="checkbox"/> EWW	iShares, Inc. - iShares MSCI Mexico ETF	28.34%	
<input type="checkbox"/> EZU	iShares, Inc. - iShares MSCI Eurozone ETF	27.96%	
<input type="checkbox"/> GLD	SPDR Gold Trust	26.55%	
<input type="checkbox"/> IEFA	iShares Trust - iShares Core MSCI EAFE ETF	19.02%	
<input type="checkbox"/> ACWX	iShares Trust - iShares MSCI ACWI Ex U.S. ETF	17.13%	
<input type="checkbox"/> EEM	iShares, Inc. - iShares MSCI Emerging Markets ETF	15.51%	
<input type="checkbox"/> VWO	Vanguard International Equity Index Funds - Van...	12.55%	
<input type="checkbox"/> QQQ	Invesco QQQ Trust, Series 1	8.74%	
<input type="checkbox"/> EWJ	iShares, Inc. - iShares MSCI Japan ETF	8.33%	
<input type="checkbox"/> VUG	Vanguard Index Funds - Vanguard Growth ETF	7.78%	
<input type="checkbox"/> SPY	SPDR S&P 500 ETF	6.41%	
<input type="checkbox"/> VTV	Vanguard Index Funds - Vanguard Value ETF	5.28%	
<input type="checkbox"/> DBC	Invesco DB Commodity Index Tracking Fund	3.67%	
<input type="checkbox"/> IEF	iShares Trust - iShares 7-10 Year Treasury Bond ...	2.44%	
<input type="checkbox"/> HYG	iShares Trust - iShares iBoxx \$ High Yield Corpor...	1.91%	
<input type="checkbox"/> IWM	iShares Trust - iShares Russell 2000 ETF	0.90%	
<input type="checkbox"/> BNDX	Vanguard Charlotte Funds - Vanguard Total Inte...	0.38%	
<input type="checkbox"/> USO	United States Oil Fund, LP	-0.46%	
<input type="checkbox"/> TLT	iShares Trust - iShares 20+ Year Treasury Bond E...	-0.64%	
<input type="checkbox"/> UUP	Invesco DB US Dollar Index Trust - Invesco DB US...	-7.73%	

☆ Sector Watch			
<input type="checkbox"/> Symbol +	Name	1 % Change - YTD	% C
<input type="checkbox"/> XLI	The Select Sector SPDR Trust - The Industrial Select Sector SPDR Fund	14.03%	
<input type="checkbox"/> XLK	The Select Sector SPDR Trust - The Technology Select Sector SPDR Fund	10.78%	
<input type="checkbox"/> XLC	The Select Sector SPDR Trust - The Communication Services Select Sector SPDR Fund	10.31%	
<input type="checkbox"/> XLB	The Select Sector SPDR Trust - The Materials Select Sector SPDR Fund	9.20%	
<input type="checkbox"/> QQQ	Invesco QQQ Trust, Series 1	8.74%	
<input type="checkbox"/> XLF	The Select Sector SPDR Trust - The Financial Select Sector SPDR Fund	8.27%	
<input type="checkbox"/> XLU	The Select Sector SPDR Trust - The Utilities Select Sector SPDR Fund	7.84%	
<input type="checkbox"/> SPY	SPDR S&P 500 ETF	6.42%	
<input type="checkbox"/> XLG	Invesco Exchange-Traded Fund Trust - Invesco S&P 500 Top 50 ETF	5.12%	
<input type="checkbox"/> XLP	The Select Sector SPDR Trust - The Consumer Staples Select Sector SPDR Fund	2.59%	
<input type="checkbox"/> XLE	The Select Sector SPDR Trust - The Energy Select Sector SPDR Fund	1.97%	
<input type="checkbox"/> XLRE	The Select Sector SPDR Trust - The Real Estate Select Sector SPDR Fund	1.62%	
<input type="checkbox"/> IWM	iShares Trust - iShares Russell 2000 ETF	0.98%	
<input type="checkbox"/> XLV	The Select Sector SPDR Trust - The Health Care Select Sector SPDR Fund	-1.74%	
<input type="checkbox"/> XLY	The Select Sector SPDR Trust - The Consumer Discretionary Select Sector SPDR Fund	-1.84%	

YEAR-TO-DATE PERFORMANCE OF MAJOR MARKETS




S&P 500 July - Strongest Month



NDX 100 July - Strongest Month

SEASONALITY OF S&P 500 AND NDX 100

GEOPOLITICS



The 90-day tariff date of July 9th has passed.

Letters were sent to various countries with update trade tariffs, many were lower than the original April 9th with the exception of Brazil (50%!)



Donald J. Trump

@realDonaldTrump · 1d

We will be releasing a minimum of 7 Countries having to do with trade, tomorrow morning, with an additional number of Countries being released in the afternoon. Thank you for your attention to this matter!

2.24k

4.44k

22.8k



Donald J. Trump

@realDonaldTrump · 3d

I am pleased to announce that the UNITED STATES TARIFF Letters, and/or Deals, with various Countries from around the World, will be delivered starting 12:00 P.M. (Eastern), Monday, July 7th. Thank you for your attention to this matter! DONALD J. TRUMP, President of The United States of America.

1.66k

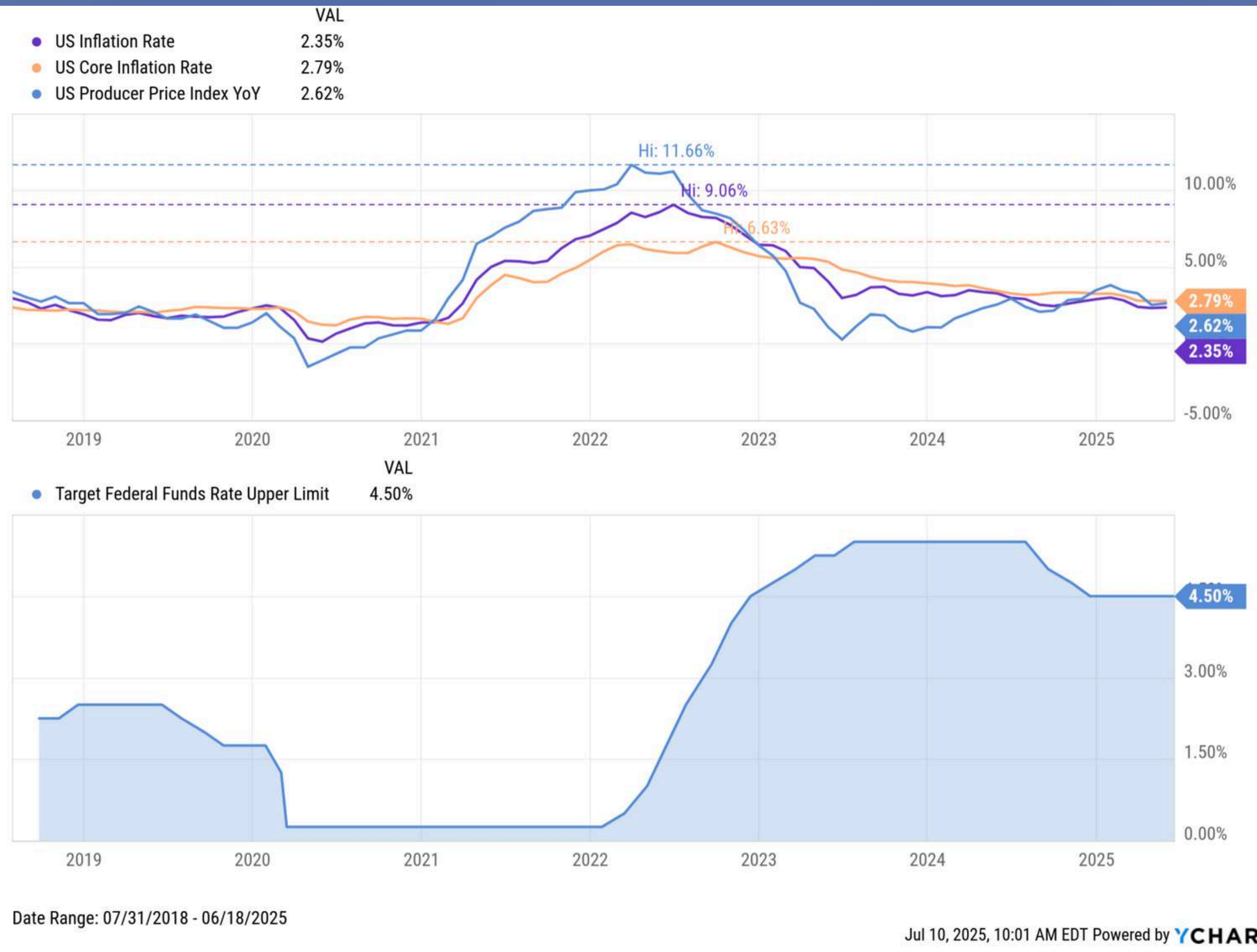
8.16k

40.2k



CME FEDWATCH TOOL - AGGREGATED MEETING PROBABILITIES						
MEETING DATE	300-325	325-350	350-375	375-400	400-425	425-450
7/30/2025	0.00 %	0.00 %	0.00 %	0.00 %	6.72 %	93.28 %
9/17/2025	0.00 %	0.00 %	0.00 %	0.00 %	72.72 %	27.28 %
10/29/2025	0.00 %	0.00 %	0.00 %	34.72 %	65.28 %	0.00 %
12/10/2025	0.00 %	0.00 %	6.43 %	93.57 %	0.00 %	0.00 %
1/28/2026	0.00 %	0.00 %	50.72 %	49.28 %	0.00 %	0.00 %
3/18/2026	0.00 %	5.75 %	94.25 %	0.00 %	0.00 %	0.00 %
4/29/2026	0.00 %	34.72 %	65.28 %	0.00 %	0.00 %	0.00 %
6/17/2026	0.00 %	86.72 %	13.28 %	0.00 %	0.00 %	0.00 %
7/29/2026	17.72 %	82.28 %	0.00 %	0.00 %	0.00 %	0.00 %
9/16/2026	51.75 %	48.25 %	0.00 %	0.00 %	0.00 %	0.00 %
10/28/2026	61.72 %	38.28 %	0.00 %	0.00 %	0.00 %	0.00 %
12/9/2026	74.40 %	25.60 %	0.00 %	0.00 %	0.00 %	0.00 %

Markets still expecting next rate cut in Sept. Last cut was Dec '24



INFLATION MODERATING

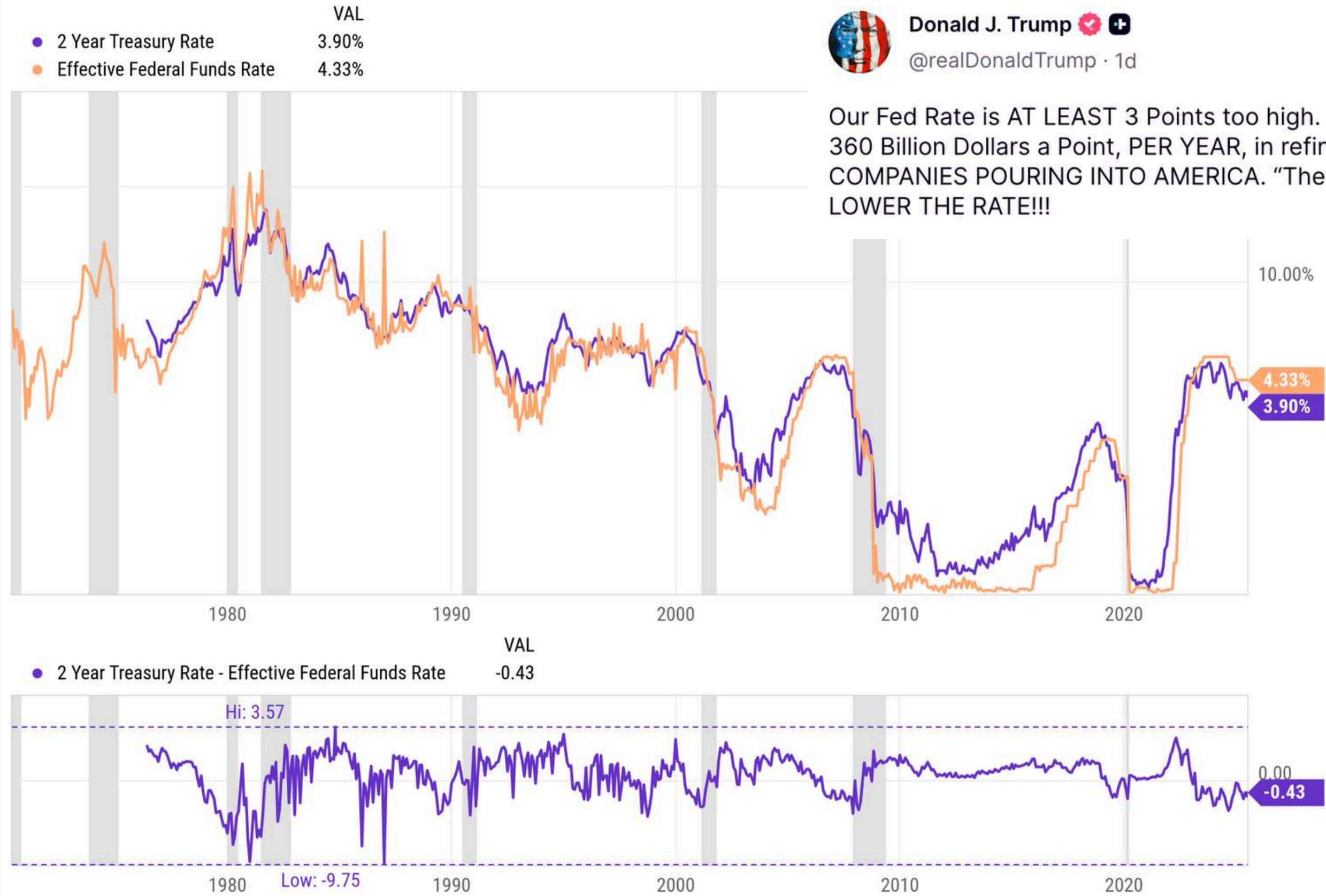




Donald J. Trump

@realDonaldTrump · 1d

Our Fed Rate is AT LEAST 3 Points too high. "Too Late" is costing the U.S. 360 Billion Dollars a Point, PER YEAR, in refinancing costs. No Inflation, COMPANIES POURING INTO AMERICA. "The hottest Country in the World!" LOWER THE RATE!!!
































Jul 10, 2025, 10:52 AM EDT Powered by YCHARTS

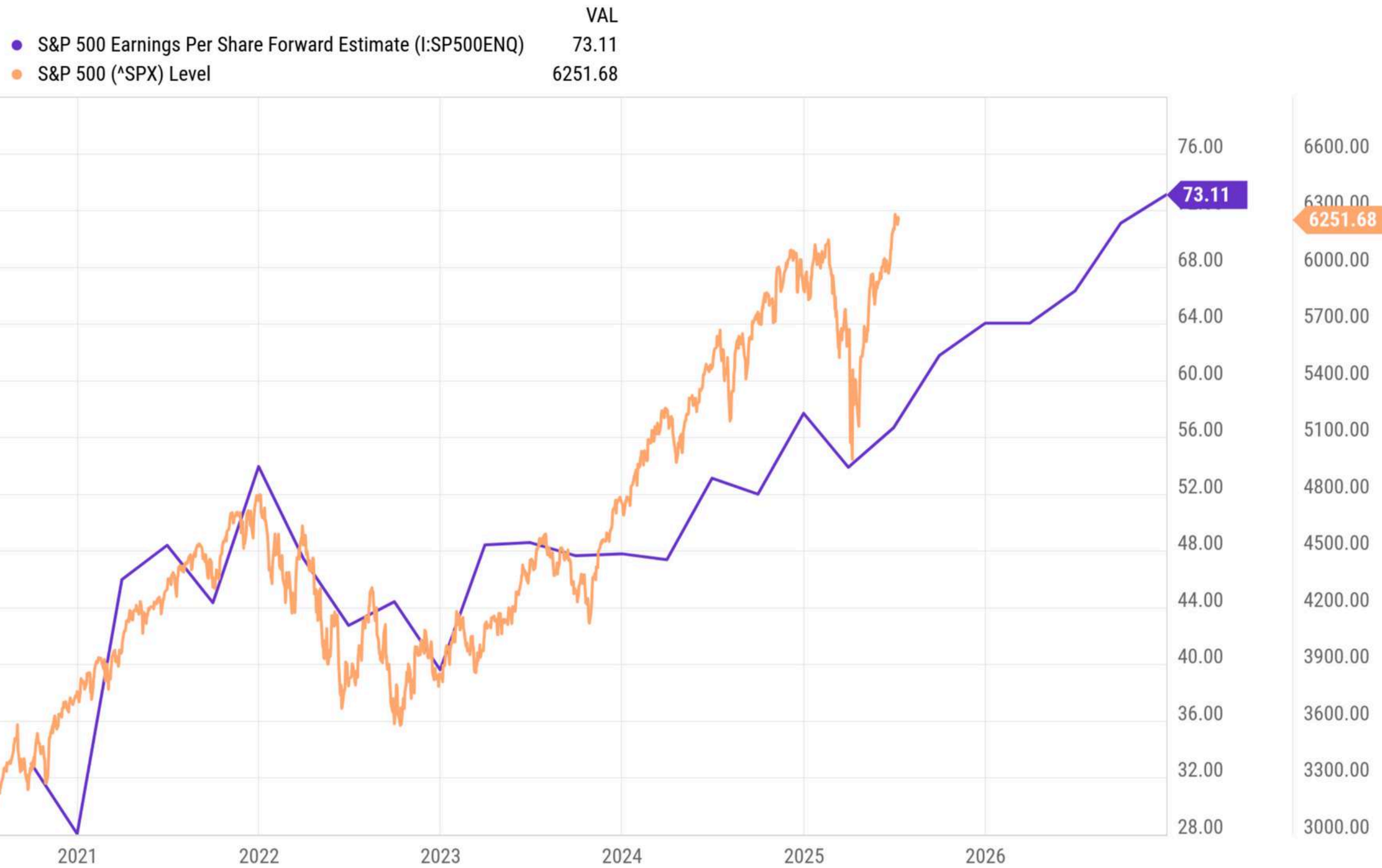
US 2 YEAR YIELDS / FED FUNDS RATES



EARNINGS HUB

MON 14	TUE 15	WED 16	THU 17	FRI 18
<div>EARNINGS</div> <div>Before Open</div> <div> FAST</div>	<div>EARNINGS</div> <div>Before Open</div> <div><div> JPM</div><div> BLK</div><div> C</div><div> WFC</div><div> BK</div></div>	<div>EARNINGS</div> <div>Before Open</div> <div><div> ASML</div><div> JNJ</div><div> GS</div><div> BAC</div><div> MS</div><div> PGR</div><div> PLD</div></div> <div>After Close</div> <div><div> UAL</div><div> DFS</div><div> KMI</div></div>	<div>EARNINGS</div> <div>Before Open</div> <div><div> PEP</div><div> ABT</div><div> CTAS</div><div> ELV</div><div> USB</div><div> TRV</div></div> <div>After Close</div> <div><div> NFLX</div><div> IBKR</div></div>	<div>EARNINGS</div> <div>Before Open</div> <div><div> AXP</div><div> SCHW</div><div> MMM</div><div> SLB</div><div> ALLY</div></div>

EARNINGS SEASON STARTS NEXT WEEK!

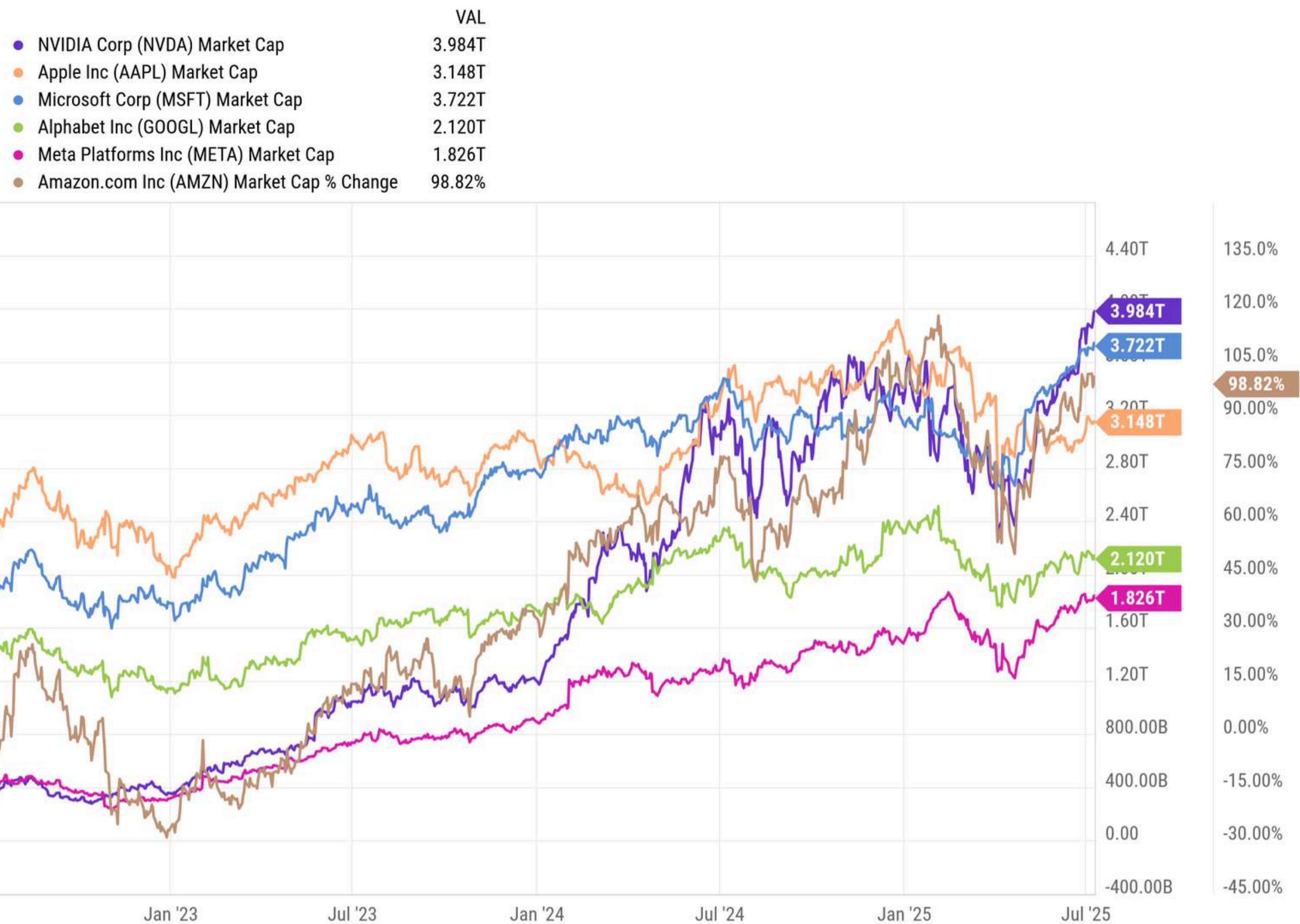


Jul 10, 2025, 10:21 AM EDT Powered by **YCHARTS**

S&P 500 EARNINGS EXPECTED



NVIDIA HITS \$4 TRILLION MARKET CAPD



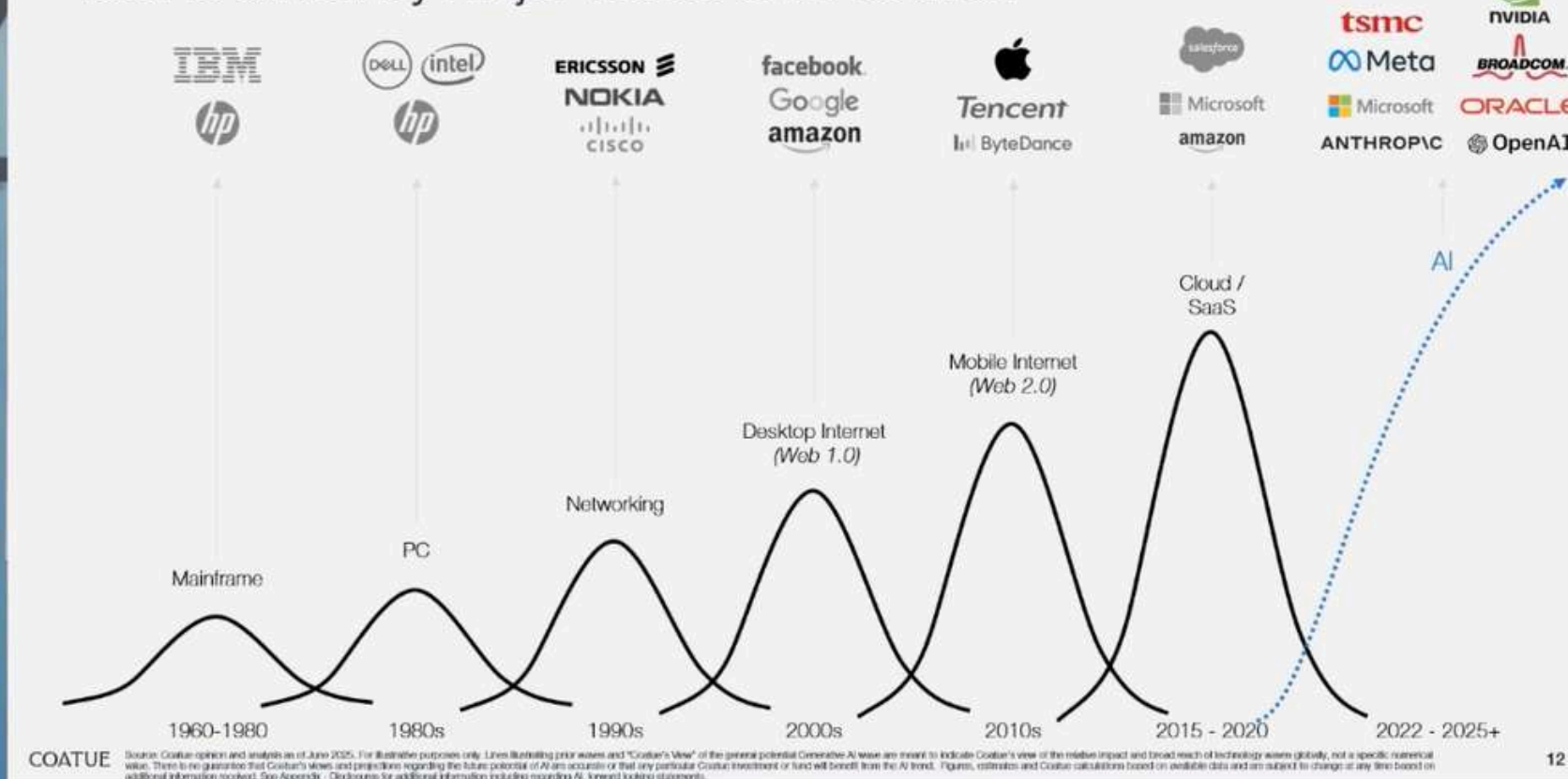
NVIDIA HITS \$4 TRILLION MARKET CAP

Phillippe Laffont - CEO of Coatue Management. MIT, McKinsey, and worked under the legendary Julian Robertson of Tiger Management from 1996-1999 before launching his own fund with \$50 million, now manages \$50 billion.

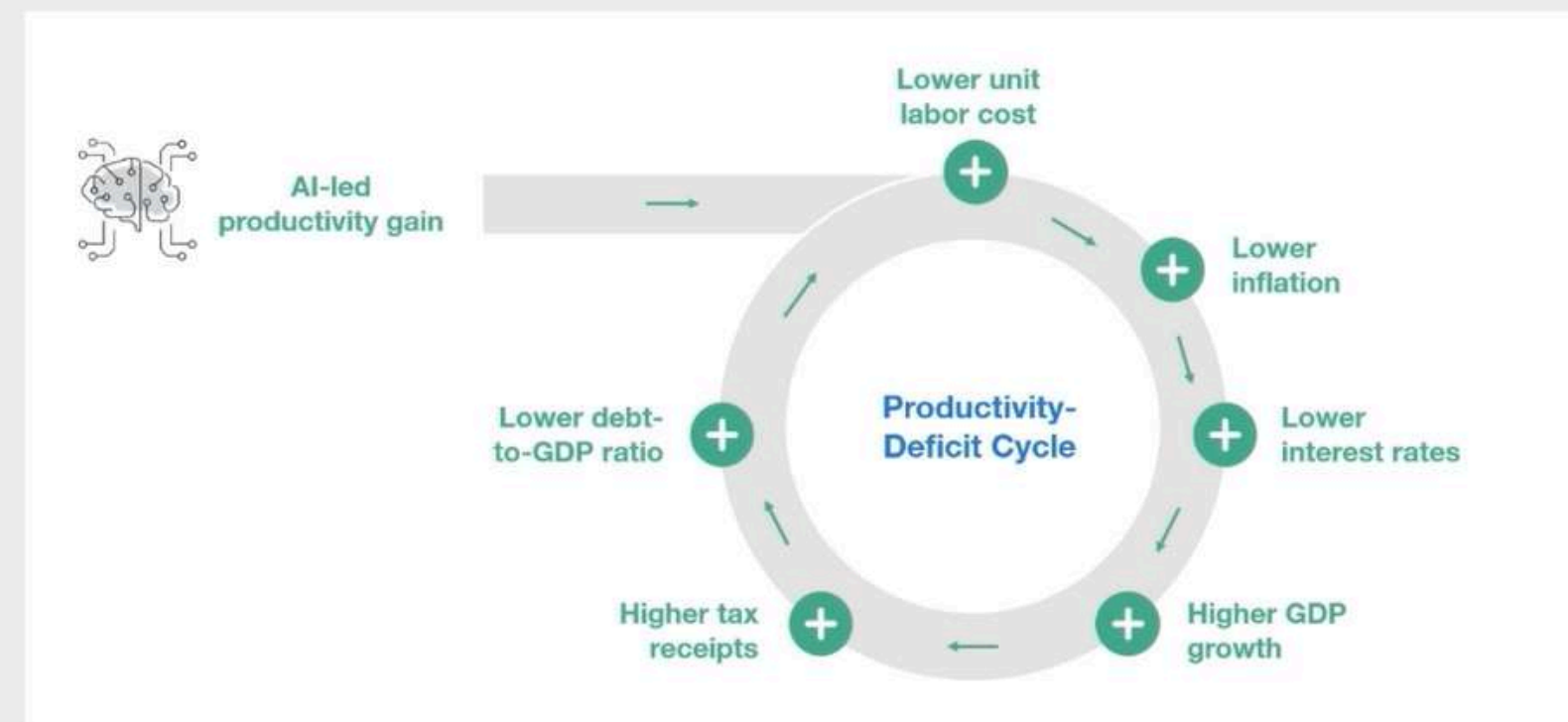
- AI super cycle in very early stages with leaders forced to integrate else face obsolescence.
- Markets viciously shed yesterday's leaders and price in tomorrow's winners. Noted open AI future top-10 global company, left Google off list
- Takeaway: play an active, long-term role in AI-powered markets or risk being left behind.
- **Coatue's 2025 EMW Keynote - [Linked](#)**



Tech is driven by major waves of innovation



AI could set off a virtuous flywheel



THE FUTURE OF ARTIFICIAL INTELLIGENCE



- Permanently extends the income tax rates set in 2017
- Makes the standard deduction set in 2017 permanent
 - \$15,750 for Single Filers
 - \$23,625 for Heads of Households
 - \$31,500 for Married Filing Jointly
 - will be adjusted for inflation on an annual basis
 - Temporary \$6,000 additional deduction for seniors (age 65+) through 2028, subject to income limits (\$75,000 for single filers, \$150,000 for couples).
- Temporarily increases the SALT deduction cap from to \$40,000 until 2029 for taxpayers earning less than \$500k
 - reverts back to a \$10,000 max deduction in 2030



- Tax on Social Security - for those age 65+ and income below \$75k single/\$150k couples
- Child Tax Credit - increases the credit by \$200 to \$2,200 per child. Will be adjusted for inflation annually
- Estate Tax - permanently increases lifetime exemption to \$15mm/individual, adjusted for inflation
- Newborn Savings Accounts - creates tax-advantaged savings accounts for children born between 2025 and 2028, with a \$1,000 government contribution at birth and up to \$5,000 annual parental contributions.
- Car Loan Interest Deduction - \$10k deduction for U.S.-made vehicles, from 2025 to 2028. Phaseouts at \$100k/individual, \$200k/couple

DETAILS OF BIG BEAUTIFUL BILL (INDIVIDUALS)



- 529 Plans - expands qualified expenses to include non-tuition costs for elementary, secondary, religious, and private schools, and professional credential expenses. Increases the tuition limit to \$20,000 (from \$10,000) starting in 2026.
- Scholarship Contributions - \$1,700 tax credit for donations to scholarship-granting organizations and excludes certain scholarships from income



- 100% Bonus Depreciation - restored for qualified assets placed into service after 1/19/2025, including manufacturing buildings (until 2031)
- R&D Expensing - immediate deduction for R&D expenditures beginning 1/1/2025
 - retroactive deductions are permitted for expenditures from 2022-2024 over 1 or 2 years
 - Foreign R&D remains capitalized over 15 years
- Section 179 expensing - increases maximum expense to \$2.5mm, with phase-out threshold up to \$4mm
- Small Business Deduction - permanently extends 20% deduction for pass-through entities

Closing Thoughts



- We believe cyclical bull market is still in play and should carry us much higher
- We are aware of the geopolitical and macro headwinds hanging over our heads, but market resiliency is nothing short of amazing
- We think the fed's inflation expectations are too high and GDP outlook to low. No need for a cut
- We are committed to remaining opportunistic and watch the market incredibly closely. We can adjust portfolios to take a more defensive posture in a matter of hours
- Be sure to check into your NEW INVESTOR / MEMBER home page

GOODBYE FOR NOW!



- We're going to end the YouTube stream now and continue with members and investors of Inside Edge to discuss portfolio and planning updates
- Visit us at InsideEdgeCapital.com and book a call to discuss wealth management, financial planning, custom hedging, or other questions.

